

STATEMENT OF APPROVED BUDGET, UTILIZATIONS, DISBURSEMENTS AND BALANCES
As of December 31, 2017

Department: Other Executive Offices

Agency: Technical Education and Skills Development Authority


Operating Unit: Central Office

Organization Code (UACS): 260410100000

Report Status: ALL


PARTICULARS	UACS CODE	APPROVED BUDGET			BUDGET UTILIZATION					DISBURSEMENTS					BALANCES		
		Approved Budgeted Revenue	Adjustments (Additions, Reduction, Realignment)	Adjusted Budgeted Revenue	1st Quarter Ending March 31	2nd Quarter Ending June 30	3rd Quarter Ending Sept. 30	4th Quarter Ending Dec. 31	Total	1st Quarter Ending March 31	2nd Quarter Ending June 30	3rd Quarter Ending Sept. 30	4th Quarter Ending Dec. 31	Total	Unutilized Budget	Unpaid Utilizations	
																Due and Demandable / Accounts Payable	Not Yet Due and Demandable
1	2	3	4	5=3+(-)4	6	7	8	9	10=(6+7+8+9)	11	12	13	14	15=(11+12+13+14)	16=(5-10)	17	18
I. Agency Approved Budget																	
TESDA Revolving Fund	06207535																
Other Executive Offices		22,202,250.00	13,020,000.00	35,222,250.00	5,583,968.38	6,111,241.65	14,477,266.16	8,182,730.63	34,355,206.82	5,583,968.38	6,111,241.65	14,477,266.16	8,182,730.63	34,355,206.82	867,043.18		
Technical Education and Skills Development Authority		22,202,250.00	13,020,000.00	35,222,250.00	5,583,968.38	6,111,241.65	14,477,266.16	8,182,730.63	34,355,206.82	5,583,968.38	6,111,241.65	14,477,266.16	8,182,730.63	34,355,206.82	867,043.18		
National Capital Region (NCR)		22,202,250.00	13,020,000.00	35,222,250.00	5,583,968.38	6,111,241.65	14,477,266.16	8,182,730.63	34,355,206.82	5,583,968.38	6,111,241.65	14,477,266.16	8,182,730.63	34,355,206.82	867,043.18		
Central Office	260410100000	22,202,250.00	13,020,000.00	35,222,250.00	5,583,968.38	6,111,241.65	14,477,266.16	8,182,730.63	34,355,206.82	5,583,968.38	6,111,241.65	14,477,266.16	8,182,730.63	34,355,206.82	867,043.18		
GRAND TOTAL																	
PS																	
MCOE		19,202,250.00	12,020,000.00	31,222,250.00	4,685,642.39	5,347,975.05	13,198,094.96	7,361,293.61	30,573,006.01	4,665,642.39	5,347,975.05	13,198,094.96	7,361,293.61	30,573,006.01	649,243.99		
FinEX																	
CO		3,000,000.00	1,000,000.00	4,000,000.00	918,325.99	763,266.60	1,279,171.20	821,437.02	3,782,200.81	918,325.99	763,266.60	1,279,171.20	821,437.02	3,782,200.81	217,799.19		

Certified Correct:


WILMA F. ROQUE
Agency Budget Officer


Date:

Certified Correct:


CARIZA A. DACUMA
Agency Chief Accountant

Date:

Recommended By:


MA. MAGDALENA P. BUTAD
Director, FMS

Date:

Approved By:


PILAR G. DE LEON
Director IV-AS
Chief of Services for Administration

Date: