

STATEMENT OF CUMULATIVE ALLOTMENT, OBLIGATIONS AND BALANCES

SUMMARY

As of March 28, FY 2012

(In Thousand Pesos)

Department : DOLE

Agency/OU : TESDA (CO)

Fund : 101

PIPIA	ALLOT. CLASS	OBJECT CLASS OF EXPENDITURE	FY 2012 ALLOTMENT	OBLIGATIONS INCURRED		Unobligated Balance of Allotment	REMARKS
				THIS REPORT	TO DATE		
Personal Services							
701		Salaries and Wages- Regular Pay		9,755	29,556		
		Step Increment for Length of Service					
705		Salaries and Wages-Casual/Contractual		57	172		
711		PERA		739	2,955		
713		Representation Allowance (RA)		216	877		
714		Transportation Allowance (TA)		148	567		
715		Clothing Allowance			1,835		
716		Magna Carta of Public Health Workers per RA 7305		20	40		
717		PIB					
724		Year-End Bonus			1		
725							
732		Pag-ibig Contributions		37	111		
733		PHILHEALTH Contributions		105	317		
734		ECC Contributions		74	111		
740		Retirement Benefits					
742		Terminal Leave					
749		Other Personnel Benefits					
872		Subsidy to Regional Offices		227	2,454		
Sub-Total, PS			145,150	11,378	38,996	106,154	
731		Life and Retirement Insurance Contribution	12,547	2,364	3,555	8,992	
Total, PS			157,697	13,742	42,551	115,146	

STATEMENT OF CUMULATIVE ALLOTMENT, OBLIGATIONS AND BALANCES

SUMMARY

As of March 28, FY 2012

(In Thousand Pesos)

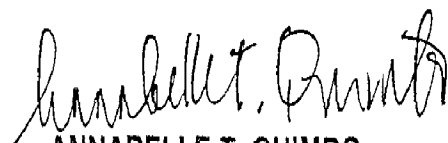
Department : DOLE

Agency/OU : TESDA (CO)

Fund : 101

PI/IA	ALLOT. CLASS	OBJECT CLASS OF EXPENDITURE	FY 2012 ALLOTMENT	OBLIGATIONS INCURRED		Unobligated Balance of Allotment	REMARKS
				THIS REPORT	TO DATE		
B. Projects							
i. Locally-Funded Projects							
a. Training for Work Scholarship Program (TWSP)							
MOOE	754	Scholarship Expenses - Central Office	277,004			277,004	
		Scholarship Expenses - ARMM	13,538			13,538	
Total, TWSP			290,542	-	-	290,542	
SUMMARY:							
		PS	145,150	11,378	38,996	106,154	
		RLIP	12,547	2,364	3,555	8,992	
		MOOE	464,200	9,243	60,375	403,825	
		Capital Outlay	20,000	-	-	20,000	
		Locally-Funded - (TWSP)	290,542	-	-	290,542	
GRAND TOTAL			932,439	22,985	102,926	829,513	

Prepared By:


ANNABELLE T. QUIMBO
Chief, Budget Division

Noted By:


PILAR G. DE LEON
Director, OCSA

STATEMENT OF CUMULATIVE ALLOTMENT, OBLIGATIONS AND BALANCES

SUMMARY

As of March 28, FY 2012

(In Thousand Pesos)

Department : **DOLE**

Agency/OU : **TESDA (CO)**

Fund : **101**

PI/PA	ALLOT. CLASS	OBJECT CLASS OF EXPENDITURE	FY 2012 ALLOTMENT	OBLIGATIONS INCURRED		Unobligated Balance of Allotment	REMARKS
				THIS REPORT	TO DATE		
Maintenance and Other Operating Expenses							
	751	Local Travel		151	282		
	752	Foreign Travel		3	3		
	753	Training Expenses		176	190		
	754	Scholarship Expenses					
	755	Office Supplies Expense		774	1,337		
	758	Food Supplies Expenses		3	22		
	760	Medical, Dental & Lab. Supplies Exp.		91	91		
	761	Gasoline, Oil and Lubricants Expenses		363	662		
	765	Other Supplies Expenses		415	687		
	766	Water Expenses			258		
	767	Electricity Expenses		4,618	5,818		
	771	Postage and Deliveries			2		
	772	Telephone Expenses - Landline		206	543		
	773	Telephone Expenses - Mobile		145	199		
	774	Internet Expenses			2,160		
	775	Cable, Satellite, Telegraph & Radio Expenses		1	5		
	778	Membership, Dues & Contributions to Org'n.			10		
	780	Advertising Expenses					
	781	Printing and Binding Expenses		297	1,100		
	782	Rent Expenses					
	784	Transportation and Delivery Expenses		111	199		
	786	Subscription Expenses			408		
	791	Legal Services					
	792	Auditing Services		120	217		
	793	Consultancy Services					
	796	Janitorial Services			16,327		
	797	Security Services			18,881		
	799	Other Professional Services		669	3,114		
	811	Repairs & Maint. - Office Buildings		170	170		
	821	Repairs & Maint. - Office Equipment			1		
	822	Repairs & Maint. - Furniture and Fixtures					
	823	Repairs & Maint. - IT Equipment & Software		18	18		
	829	Repairs & Maint. - Comm'n. Eq't.					
	840	Repairs & Maint. - Other Mach. & Eq't.					
	841	Repairs & Maint. - Motor Vehicles		153	332		
	854	Repairs & Maint. - Artesian Wells, Reservoirs, Pumping Stations and Conduits					
	884	Miscellaneous Expenses		73	323		
	891	Taxes, Duties and Licenses					
	892	Fidelity Bond Premiums		12	90		
	893	Insurance Expenses		43	5,610		
	969	Other Maint. & Operating Expenses		370	780		
	872	Subsidy to Regional Offices		261	536		
Total, MOOE			464,200	9,243	60,375	403,825	
Capital Outlay							
		Other Buildings and Structures Outlay	10,000	-	-	10,000	
		Furniture, Fixtures and Offices Equipment	10,000			10,000	
Total, Capital Outlay			20,000	-	-	20,000	

STATEMENTS OF ALLOTMENTS, OBLIGATIONS AND BALANCES

As of March 28, FY 2012

(In Thousand Pesos)

Department : DOLE

Agency/OU : TESDA

Fund : 101

PI/IA	ALLOT. CLASS	OBJECT CLASS OF EXPENDITURE (1)	FY 2012 ALLOTMENT (2)	OBLIGATIONS INCURRED		Unobligated Balance of Allotment (5)=(2)-(4)	REMARKS (6)
				THIS REPORT (3)	TO DATE (4)		
MOOE	751	Local Travel		121	187		
	752	Foreign Travel		2	2		
	753	Training Expenses		163	166		
	754	Scholarship Expenses			-		
	755	Office Supplies Expense		289	547		
	758	Food Supplies Expenses			19		
	760	Medical, Dental & Lab. Supplies Exp.		91	91		
	761	Gasoline, Oil and Lubricants Expenses		190	355		
	765	Other Supplies Expenses		138	282		
	766	Water Expenses			258		
	767	Electricity Expenses		4,618	5,818		
	771	Postage and Deliveries			2		
	772	Telephone Expenses - Landline		118	296		
	773	Telephone Expenses - Mobile		92	113		
	774	Internet Expenses			2,160		
	775	Cable, Satellite, Telegraph & Radio Expenses			-		
	778	Membership, Dues & Contributions to Org'n.			-		
	779	Awards and Indemnities			-		
	780	Advertising Expenses			-		
	781	Printing and Binding Expenses		130	885		
	782	Rent Expenses			-		
	784	Transportation and Delivery Expenses		70	124		
	786	Subscription Expenses			296		
	791	Legal Services			-		
	792	Auditing Services		120	215		
	793	Consultancy Services			-		
	796	Janitorial Services			16,327		
	797	Security Services			18,881		
	799	Other Professional Services		539	2,796		
	811	Repairs & Maint. - Office Buildings		170	170		
	821	Repairs & Maint. - Office Equipment			1		
	822	Repairs & Maint. - Furniture and Fixtures			-		
	823	Repairs & Maint. - IT Equipment & Software		18	18		
	829	Repairs & Maint. - Comm'n. Eq't.			-		
	841	Repairs & Maint. - Motor Vehicles		133	242		
	884	Miscellaneous Expenses		19	164		
	891	Taxes, Duties and Licenses			-		
	892	Fidelity Bond Premiums		12	90		
	893	Insurance Expenses		38	5,606		
	969	Other Maint. & Operating Expenses		261	304		
	872	Subsidy to Regional Offices		1	276		
		Sub-Total	105,765	7,333	56,691	49,074	
CO		Other Buildings and Structures Outlay	10,000			10,000	
		Furniture, Fixtures and Offices Equipment	10,000			10,000	
		Sub-Total	20,000	-	-	20,000	

atg

STATEMENTS OF ALLOTMENTS, OBLIGATIONS AND BALANCES
As of March 28, FY 2012
(In Thousand Pesos)

Department : DOLE
Agency/OU : TESDA
Fund : 101

P/PIA	ALLOT. CLASS	OBJECT CLASS OF EXPENDITURE (1)	FY 2012 ALLOTMENT (2)	OBLIGATIONS INCURRED		Unobligated Balance of Allotment (5)=(2)-(4)	REMARKS (6)
				THIS REPORT (3)	TO DATE (4)		
A.I.a General Administration and Supervision							
PS	701	Salaries and Wages- Regular Pay Step Increment for Length of Service		3,078	9,444		
	705	Salaries and Wages-Casual/Contractual		57	172		
	711	PERA		273	1,090		
	713	Representation Allowance (RA)		93	389		
	714	Transportation Allowance (TA)		60	240		
	715	Clothing Allowance			675		
	716	Magna Carta of Public Health Workers per RA 7305		13	26		
	717	Productivity Incentive Benefits			-		
	724	Year-End Bonus			-		
	725				-		
	732	Pag-ibig Contributions		14	42		
	733	Health Insurance Premium		32	96		
	734	ECIP Contributions		27	41		
	740	Retirement Benefits			-		
	742	Terminal Leave			-		
	749	Other Personnel Benefits			-		
	872	Subsidy to Regional Offices		227	2,454		
Sub-Total, PS			53,569	3,874	14,669	49,695	
	731	Life and Retirement Insurance Contribution	3,734	751	1,134	2,600	
Total, PS			57,303	4,625	15,803	52,295	

STATEMENTS OF ALLOTMENTS, OBLIGATIONS AND BALANCES

As of March 28, FY 2012

(In Thousand Pesos)

Department : DOLE
 Agency/OU : TESDA
 Fund : 101

P/P/A	ALLOT. CLASS	OBJECT CLASS OF EXPENDITURE (1)	FY 2012 ALLOTMENT (2)	OBLIGATIONS INCURRED		Unobligated Balance of Allotment (5)=(2)-(4)	REMARKS (6)
				THIS REPORT (3)	TO DATE (4)		
II. Support to Operations							
A.II.a Formulation, Integration of TESD Policies, Plans and Programs							
PS	701	Salaries and Wages- Regular Pay		707	2,171		
	711	PERA		50	200		
	713	Representation Allowance (RA)		15	60		
	714	Transportation Allowance (TA)		8	32		
	715	Clothing Allowance			120		
	717	PIB			-		
	724	Year-End Bonus			-		
	725				-		
	732	Pag-ibig Contributions		2	7		
	733	PHILHEALTH Contributions		8	24		
	734	ECC Contributions		5	7		
	742	Terminal Leave Benefits			-		
	749	Other Personnel Benefits			-		
	872	Subsidy to Regional Offices			-		
Sub-Total, PS			10,701	795	2,621	8,080	
	731	Life and Retirement Insurance Contribution	1,023	172	262	761	
Total, PS			11,724	967	2,883	8,841	
MOOE	751	Local Travel		3	27		
	752	Foreign Travel		2	2		
	753	Training Expenses			6		
	754	Scholarship Expenses			-		
	755	Office Supplies Expense		-	-		
	761	Gasoline, Oil and Lubricants Expenses		15	24		
	765	Other Supplies Expenses			-		
	771	Postage and Deliveries			-		
	772	Telephone Expenses - Landline		8	20		
	773	Telephone Expenses - Mobile		3	7		
	778	Membership, Dues & Contributions to Org'n.			10		
	780	Advertising Expenses			-		
	781	Printing and Binding Expenses		15	22		
	782	Rent Expenses			-		
	784	Transportation and Delivery Expenses		4	23		
	786	Subscription Expenses			12		
	793	Consultancy Services			-		
	795	General Services			-		
	799	Other Professional Services			-		
	811	Repairs & Maint. - Office Buildings			-		
	841	Repairs & Maint. - Motor Vehicles			-		
	884	Miscellaneous Expenses		7	14		
	891	Taxes, Duties and Licenses			-		
	892	Fidelity Bond Premiums			-		
	893	Insurance Expenses			-		
	969	Other Maint. & Operating Expenses		25	32		
	872	Subsidy to Regional Offices			-		
Sub-Total			6,721	82	199	6,522	

STATEMENTS OF ALLOTMENTS, OBLIGATIONS AND BALANCES

As of March 28, FY 2012

(In Thousand Pesos)

Department : DOLE
 Agency/OU : TESDA
 Fund : 101

P/P/A	ALLOT. CLASS	OBJECT CLASS OF EXPENDITURE (1)	FY 2012 ALLOTMENT (2)	OBLIGATIONS INCURRED		Unobligated Balance of Allotment (5)=(2)-(4)	REMARKS (6)
				THIS REPORT (3)	TO DATE (4)		
A.II.b Provision of Management & Information Technology Services							
PS	701	Salaries and Wages- Regular Pay		171	513		
	711	PERA		12	48		
	713	Representation Allowance (RA)		4	16		
	714	Transportation Allowance (TA)		4	16		
	715	Clothing Allowance			30		
	717	PIB			-		
	724	Year-End Bonus			-		
	725				-		
	732	Pag-ibig Contributions		1	3		
	733	PHILHEALTH Contributions		2	6		
	734	ECC Contributions		1	2		
	742	Terminal Leave Benefits			-		
	749	Other Personnel Benefits			-		
	872	Subsidy to Regional Offices			-		
Sub-Total, PS			2,336	195	633	1,703	
	731	Life and Retirement Insurance Contribution	221	42	63	158	
Total, PS			2,557	237	696	1,861	
MOOE	751	Local Travel			-		
	752	Foreign Travel			-		
	753	Training Expenses			-		
	754	Scholarship Expenses			-		
	755	Office Supplies Expense			-		
	761	Gasoline, Oil and Lubricants Expenses			-		
	765	Other Supplies Expenses			-		
	771	Postage and Deliveries			-		
	772	Telephone Expenses - Landline			-		
	773	Telephone Expenses - Mobile			1		
	774	Internet Expenses			-		
	778	Membership, Dues & Contributions to Org'n.			-		
	780	Advertising Expenses			-		
	781	Printing and Binding Expenses			-		
	782	Rent Expenses			-		
	784	Transportation and Delivery Expenses			-		
	786	Subscription Expenses			-		
	799	Other Professional Services		34	77		
	811	Repairs & Maint. - Office Buildings			-		
	822	Repairs & Maint. - Furniture & Fixtures			-		
	841	Repairs & Maint. - Motor Vehicles			-		
	884	Miscellaneous Expenses			-		
	969	Other Maint. & Operating Expenses			-		
	872	Subsidy to Regional Offices			-		
Sub-Total			6,390	34	78	6,312	

af

STATEMENTS OF ALLOTMENTS, OBLIGATIONS AND BALANCES

As of March 28, FY 2012

(In Thousand Pesos)

Department : DOLE
 Agency/OU : TESDA
 Fund : 101

P/P/A	ALLOT. CLASS	OBJECT CLASS OF EXPENDITURE (1)	FY 2012 ALLOTMENT (2)	OBLIGATIONS INCURRED		Unobligated Balance of Allotment (5)=(2)-(4)	REMARKS (6)
				THIS REPORT (3)	TO DATE (4)		
III. Operations							
A.III.a Skills Standards, Testing & Certification in the TESD Sector							
PS	701	Salaries and Wages- Regular Pay		655	1,959		
	711	PERA		46	184		
	713	Representation Allowance (RA)		22	88		
	714	Transportation Allowance (TA)		15	39		
	715	Clothing Allowance			115		
	717	PIB			-		
	724	Year-End Bonus			-		
	725				-		
	732	Pag-ibig Contributions		2	6		
	733	PHILHEALTH Contributions		7	22		
	734	ECC Contributions		5	7		
	740	Retirement Benefits			-		
	742	Terminal Leave Benefits			-		
	749	Other Personnel Benefits			-		
	872	Subsidy to Regional Offices			-		
Sub-Total, PS			9,796	752	2,421	7,375	
	731	Life and Retirement Insurance Contribution	947	161	236	711	
Total, PS			10,743	913	2,657	8,086	
MOOE	751	Local Travel		13	24		
	752	Foreign Travel			-		
	753	Training Expenses			-		
	754	Scholarship Expenses			-		
	755	Office Supplies Expense		38	38		
	761	Gasoline, Oil and Lubricants Expenses		50	85		
	765	Other Supplies Expenses		1	10		
	771	Postage and Deliveries			-		
	772	Telephone Expenses - Landline		16	45		
	773	Telephone Expenses - Mobile		11	12		
	775	Cable, Satellite, Telegraph & Radio Expenses			-		
	778	Membership, Dues & Contributions to Org'n.			-		
	788	Rewards and Other Claims			-		
	780	Advertising Expenses			-		
	781	Printing and Binding Expenses		11	18		
	782	Rent Expenses			-		
	784	Transportation and Delivery Expenses		25	33		
	786	Subscription Expenses			12		
	793	Consultancy Services			-		
	795	General Services			-		
	799	Other Professional Services		11	28		
	811	Repairs & Maint. - Office Buildings			-		
	840	Repairs & Maint. - Other Mach. & Eq't.			-		
	841	Repairs & Maint. - Motor Vehicles		19	24		
	884	Miscellaneous Expenses		18	54		
	969	Other Maint. & Operating Expenses		14	14		
	872	Subsidy to Regional Offices			-		
Sub-Total			46,259	227	397	45,862	

af

STATEMENTS OF ALLOTMENTS, OBLIGATIONS AND BALANCES

As of March 28, FY 2012

(In Thousand Pesos)

Department : DOLE
 Agency/OU : TESDA
 Fund : 101

P/I/A	ALLOT. CLASS	OBJECT CLASS OF EXPENDITURE (1)	FY 2012 ALLOTMENT (2)	OBLIGATIONS INCURRED		Unobligated Balance of Allotment (5)=(2)-(4)	REMARKS (6)
				THIS REPORT (3)	TO DATE (4)		
A.III.b Promotion, Development & Implementation of Quality TESD Programs							
PS	701	Salaries and Wages- Regular Pay		2,760	8,315		
	711	PERA		198	792		
	713	Representation Allowance (RA)		38	147		
	714	Transportation Allowance (TA)		30	117		
	715	Clothing Allowance			485		
	716	Magna Carta of Public Health Workers per RA 7305		8	16		
	717	PIB			-		
	724	Year-End Bonus			-		
	725				-		
	732	Pag-ibig Contributions		10	30		
	733	PHILHEALTH Contributions		30	90		
	734	ECC Contributions		19	29		
	740	Retirement Benefits			-		
	742	Terminal Leave			-		
	749	Other Personnel Benefits			-		
	872	Subsidy to Regional Offices			-		
Sub-Total, PS			36,447	3,093	10,020	26,427	
	731	Life and Retirement Insurance Contribution	3,540	666	999	2,541	
Total, PS			39,987	3,759	11,019	28,968	
MOOE	751	Local Travel		1	10		
	752	Foreign Travel			-		
	753	Training Expenses		13	13		
	754	Scholarship Expenses			-		
	755	Office Supplies Expense		224	244		
	760	Medical, Dental & Lab. Supplies Exp.			-		
	761	Gasoline, Oil and Lubricants Expenses		48	92		
	765	Other Supplies Expenses		274	392		
	771	Postage and Deliveries			-		
	772	Telephone Expenses - Landline		33	99		
	773	Telephone Expenses - Mobile		14	22		
	775	Cable, Satellite, Telegraph & Radio Expenses			-		
	778	Membership, Dues & Contributions to Org'n.			-		
	780	Advertising Expenses			-		
	781	Printing and Binding Expenses		118	140		
	782	Rent Expenses			-		
	784	Transportation and Delivery Expenses		4	5		
	786	Subscription Expenses			45		
	793	Consultancy Services			-		
	795	General Services			-		
	799	Other Professional Services		10	24		
	811	Repairs & Maint. - Office Buildings			-		
	821	Repairs & Maint. - Office Equipment			-		
	822	Repairs & Maint. - Furniture and Fixtures			-		
	823	Repairs & Maint. - IT Equipment & Software			-		
	840	Repairs & Maint. - Other Mach. & Eqpt.			-		
	841	Repairs & Maint. - Motor Vehicles		(9)	48		
	884	Miscellaneous Expenses		8	16		
	891	Taxes, Duties and Licenses			-		
	892	Fidelity Bond Premiums			-		
	893	Insurance Expenses		5	5		
	969	Other Maint. & Operating Expenses		36	373		
	872	Subsidy to Regional Offices		260	260		
Sub-Total			16,725	1,039	1,788	14,937	

af

STATEMENTS OF ALLOTMENTS, OBLIGATIONS AND BALANCES

As of March 28, FY 2012

(In Thousand Pesos)

Department : DOLE
 Agency/OU : TESDA
 Fund : 101

P/PIA	ALLOT. CLASS	OBJECT CLASS OF EXPENDITURE (1)	FY 2012 ALLOTMENT (2)	OBLIGATIONS INCURRED		Unobligated Balance of Allotment (5)=(2)-(4)	REMARKS (6)
				THIS REPORT (3)	TO DATE (4)		
A.III.c Development, Evaluation, Monitoring and Accreditation of Formal TVET							
PS	701	Salaries and Wages- Regular Pay		858	2,577		
	711	PERA		56	224		
	713	Representation Allowance (RA)		8	32		
	714	Transportation Allowance (TA)		8	32		
	715	Clothing Allowance			145		
	717	PIB			-		
	724	Year-End Bonus			-		
	725				-		
	732	Pag-ibig Contributions		3	9		
	733	PHILHEALTH Contributions		10	29		
	734	ECC Contributions		6	9		
	742	Terminal Leave Benefits			-		
	749	Other Personnel Benefits			-		
	872	Subsidy to Regional Offices			-		
Sub-Total, PS			11,690	949	3,057	8,633	
	731	Life and Retirement Insurance Contribution	1,119	206	309	810	
Total, PS			12,809	1,155	3,366	9,443	
MOOE							
	751	Local Travel			-		
	752	Foreign Travel			-		
	753	Training Expenses			6		
	754	Scholarship Expenses			-		
	755	Office Supplies Expense		30	30		
	761	Gasoline, Oil and Lubricants Expenses		7	16		
	765	Other Supplies Expenses			-		
	771	Postage and Deliveries			-		
	772	Telephone Expenses - Landline		5	10		
	773	Telephone Expenses - Mobile		8	12		
	778	Membership, Dues & Contributions to Org'n.			-		
	780	Advertising Expenses			-		
	781	Printing and Binding Expenses		8	10		
	782	Rent Expenses			-		
	784	Transportation and Delivery Expenses		1	1		
	786	Subscription Expenses			6		
	793	Consultancy Services			-		
	795	General Services			-		
	799	Other Professional Services		24	61		
	811	Repairs & Maint - Office Buildings			-		
	822	Repairs & Maint - Furniture & Fixtures			-		
	841	Repairs & Maint - Motor Vehicles		2	4		
	884	Miscellaneous Expenses		9	27		
	969	Other Maint. & Operating Expenses		18	27		
	872	Subsidy to Regional Offices			-		
Sub-Total			262,872	112	210	262,662	

alg

STATEMENTS OF ALLOTMENTS, OBLIGATIONS AND BALANCES
As of March 28, FY 2012
(In Thousand Pesos)

Department : DOLE
Agency/OU : TESDA
Fund : 101

PI/IA	ALLOT. CLASS	OBJECT CLASS OF EXPENDITURE (1)	FY 2012 ALLOTMENT (2)	OBLIGATIONS INCURRED		Unobligated Balance of Allotment (5)=(2)-(4)	REMARKS (6)
				THIS REPORT (3)	TO DATE (4)		
A.III.d Development, Evaluation, Monitoring and Accreditation of Non-Formal TVET							
PS	701	Salaries and Wages- Regular Pay		748	2,243		
	711	PERA		50	200		
	713	Representation Allowance (RA)		22	87		
	714	Transportation Allowance (TA)		14	57		
	715	Clothing Allowance			125		
	717	PIB			-		
	724	Year-End Bonus			-		
	725				-		
	732	Pag-ibig Contributions		2	7		
	733	PHILHEALTH Contributions		8	23		
	734	ECC Contributions		5	7		
	742	Terminal Leave Benefits			-		
	749	Other Personnel Benefits			-		
	872	Subsidy to Regional Offices			-		
Sub-Total, PS			9,838	849	2,750	7,088	
	731	Life and Retirement Insurance Contribution	936	180	270	666	
Total, PS			10,774	1,029	3,020	7,754	
MOOE	751	Local Travel		8	24		
	752	Foreign Travel			-		
	753	Training Expenses			-		
	754	Scholarship Expenses			-		
	755	Office Supplies Expense		91	94		
	758	Food Supplies Expenses		3	3		
	761	Gasoline, Oil and Lubricants Expenses		24	40		
	765	Other Supplies Expenses		1	1		
	771	Postage and Deliveries			-		
	772	Telephone Expenses - Landline		20	56		
	773	Telephone Expenses - Mobile		13	23		
	775	Cable, Satellite, Telegraph & Radio Expenses		1	5		
	778	Membership, Dues & Contributions to Org'n.			-		
	780	Advertising Expenses			-		
	781	Printing and Binding Expenses		7	12		
	782	Rent Expenses			-		
	784	Transportation and Delivery Expenses		6	10		
	786	Subscription Expenses			12		
	793	Consultancy Services			-		
	795	General Services			-		
	799	Other Professional Services		50	125		
	811	Repairs & Maint. - Office Buildings			-		
	822	Repairs & Maint. - Furniture & Fixtures			-		
	841	Repairs & Maint. - Motor Vehicles		7	12		
	884	Miscellaneous Expenses		11	27		
	969	Other Maint. & Operating Expenses		16	18		
	872	Subsidy to Regional Offices			-		
Sub-Total			10,975	258	462	10,514	

af

STATEMENTS OF ALLOTMENTS, OBLIGATIONS AND BALANCES
As of March 28, FY 2012
(In Thousand Pesos)

Department : DOLE
Agency/OU : TESDA
Fund : 101

P/PIA	ALLOT. CLASS	OBJECT CLASS OF EXPENDITURE (1)	FY 2012 ALLOTMENT (2)	OBLIGATIONS INCURRED		Unobligated Balance of Allotment (5)=(2)-(4)	REMARKS (6)
				THIS REPORT (3)	TO DATE (4)		
A.III.e Development, Evaluation, Monitoring and Accreditation of Apprenticeship Program							
PS	701	Salaries and Wages- Regular Pay		777	2,332		
	711	PERA		54	218		
	713	Representation Allowance (RA)		15	60		
	714	Transportation Allowance (TA)		8	32		
	715	Clothing Allowance			140		
	717	PIB			-		
	724	Year-End Bonus			-		
	725				-		
	732	Pag-ibig Contributions		3	9		
	733	PHILHEALTH Contributions		8	25		
	734	ECC Contributions		6	9		
	740	Retirement Benefits			-		
	742	Terminal Leave			-		
	749	Other Personnel Benefits			-		
	872	Subsidy to Regional Offices			-		
Sub-Total, PS			10,773	871	2,825	7,948	
	731	Life and Retirement Insurance Contribution	1,027	186	282	745	
Total, PS			11,800	1,057	3,107	8,693	
MOOE	751	Local Travel		5	10		
	752	Foreign Travel			-		
	753	Training Expenses			-		
	754	Scholarship Expenses			-		
	755	Office Supplies Expense		101	383		
	761	Gasoline, Oil and Lubricants Expenses		30	52		
	765	Other Supplies Expenses		2	3		
	771	Postage and Deliveries			-		
	772	Telephone Expenses - Landline		6	18		
	773	Telephone Expenses - Mobile		4	10		
	778	Membership, Dues & Contributions to Org'n.			-		
	788	Rewards and Other Claims			-		
	780	Advertising Expenses			-		
	781	Printing and Binding Expenses		7	12		
	782	Rent Expenses			-		
	784	Transportation and Delivery Expenses			2		
	786	Subscription Expenses			24		
	793	Consultancy Services			-		
	795	General Services			-		
	799	Other Professional Services			-		
	811	Repairs & Maint. - Office Buildings			-		
	822	Repairs & Maint. - Furniture & Fixtures			-		
	841	Repairs & Maint. - Motor Vehicles		2	3		
	884	Miscellaneous Expenses			19		
	969	Other Maint. & Operating Expenses		1	14		
	872	Subsidy to Regional Offices			-		
Sub-Total			8,493	158	550	7,943	

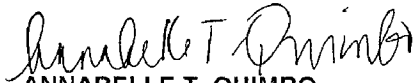
af

STATEMENTS OF ALLOTMENTS, OBLIGATIONS AND BALANCES
As of March 28, FY 2012
(In Thousand Pesos)

Department : DOLE
Agency/OU : TESDA
Fund : 101

PI/IA	ALLOT. CLASS	OBJECT CLASS OF EXPENDITURE (1)	FY 2012 ALLOTMENT (2)	OBLIGATIONS INCURRED		Unobligated Balance of Allotment (5)=(2)-(4)	REMARKS (6)
				THIS REPORT (3)	TO DATE (4)		
B. Projects							
I. Locally-Funded Projects							
a. Training for Work Scholarship Program (TWSP)							
MOOE	754	Scholarship Expenses - Central Office	277,004	-	-	277,004	
		Scholarship Expenses - ARMM	13,538	-	-	13,538	
Sub-Total			290,542	-	-	290,542	
SUMMARY:							
		PS	145,150	11,378	38,996	106,154	
		RLIP	12,547	2,364	3,555	8,992	
		MOOE	464,200	9,243	60,375	403,825	
		CO	20,000	-	-	20,000	
		Locally -Funded (TWSP)	290,542	-	-	290,542	
GRAND TOTAL			932,439	22,985	102,925	829,514	

Prepared By:


ANNABELLE T. QUIMBO
Chief, Budget Division

Noted By:


PILAR G. DE LEON
Director, OCSA


STATEMENTS OF ALLOTMENTS, OBLIGATIONS AND BALANCES
CONTINUING APPROPRIATION
As of March 28, FY 2012
(In Thousand Pesos)

Department : DOLE
Agency/OU : TESDA
Fund : 101

P/PIA	ALLOT. CLASS	OBJECT CLASS OF EXPENDITURE (1)	FY 2012 ALLOTMENT (2)	OBLIGATIONS INCURRED		Unobligated Balance of Allotment (5)=(2)-(4)	REMARKS (6)
				THIS REPORT (3)	TO DATE (4)		
PRIOR YEAR'S BUDGET (CONTINUING APPRO.)							
A.I.a General Administration and Supervision							
MOOE	751	Local Travel				4	
	753	Training Expenses				220	
	755	Office Supplies Expense				154	
	758	Food Supplies Expenses				1	
	761	Gasoline, Oil and Lubricants Expenses				93	
	765	Other Supplies Expenses		105		280	
	766	Water Expenses				72	
	772	Telephone Expenses - Landline				34	
	773	Telephone Expenses - Mobile				38	
	778	Membership, Dues & Contributions to Org'n.				7	
	792	Auditing Services				3	
	799	Other Professional Services				1,579	
	811	Repairs & Maint. - Office Buildings		486		486	
	841	Repairs & Maint. - Motor Vehicles		397		544	
	852	Repairs & Maint. - Parks, Plazas & Monuments		347		382	
	872	Subsidy to Regional Offices		1,337		2,709	
	969	Other Maint. & Operating Expenses		144		8,868	
Sub-Total			25,452	2,816	15,474	9,978	
CO			20,000	-	-	20,000	
Sub-Total			20,000	-	-	20,000	
B. Projects							
I. Locally-Funded Projects							
a. Training for Work Scholarship Program (TWSP)							
		SARO No. BMB-B-11-0005572 dated May 31, 2011- Dec. 2012	143,918	32,491	77,575	66,343	
		SARO No. BMB-B-11-01472 dated Oct. 18, 2011- Dec. 2012	230,346	49,908	126,846	103,500	
		SARO No. BMB-B-11-01471 dated Oct. 18, 2011- Dec. 2012	357,830	13,403	47,934	309,896	
Sub-Total			732,093	95,802	252,355	479,738	
GRAND TOTAL			777,545	98,618	267,829	509,716	

Prepared By:

Noted By:


ANNABELLE T. QUIMBO
Chief, Budget Division


PILAR G. DE LEON
Director, OCSA