

OFFICE OF THE AUDITOR

T E S D A

RECEIVED BY: *Phay*

DATE: *8/14/21*

TIME: *11:32am*

STATEMENT OF APPROPRIATIONS, ALLOTMENTS, OBLIGATIONS, DISBURSEMENTS AND BALANCES
As at the Quarter Ending June 30, 2021

Department : Department of Trade and Industry (DTI)
 Agency/Entity : Technical Education and Skills Development Authority
 Operating Unit : Central Office
 Organization Code (UACS) : 22 009 0100000
 Fund Cluster : 01 Regular Agency Fund
 (e.g. UACS Fund Cluster: 01-Regular Agency Fund, 02-Foreign Assisted Projects Fund, 03-Special Account-Locally Funded/Domestic Grants Fund, and 04-Special Account-Foreign Assisted/Foreign Grants Fund)

Current Year Appropriations
 Supplemental Appropriations
 Continuing Appropriations

Particulars	UACS CODE	Appropriations			Allotments						Current Year Obligations					Current Year Disbursements					Balances			
		Authorized Appropriations	Adjustments (Transfers or Modifications/Augmentations)	Adjusted Appropriations	Allotments Received	Adjustments (Reductions, Modifications/Augmentations)	Transfer To	Transfer From	Adjusted Total Allotments	1st Quarter Ending March 31	2nd Quarter Ending June 30	3rd Quarter Ending Sept. 30	4th Quarter Ending Dec. 31	TOTAL	1st Quarter Ending March 31	2nd Quarter Ending June 30	3rd Quarter Ending Sept. 30	4th Quarter Ending Dec. 31	TOTAL	Unreleased Appro	Unobligated Allotments	Unpaid Obligations(15-20)=(23+24)		
																						Due and Demandable	Not Yet Due and Demandable	
1	2	3	4	5=(3+4)	6	7	8	9	10=[(6+(-7))-8+9]	11	12	13	14	15=(11+12+13+14)	16	17	18	19	20=(16+17+18+19)	21	22	23	24	
I. Agency Specific Budget		10,519,952,000.00	(3,787,549,806.60)	6,732,402,193.40	10,414,178,000.00	0.00	(3,787,549,806.60)	0.00	6,626,628,193.40	168,387,250.94	214,744,325.92	0.00	0.00	383,131,576.86	112,200,312.81	116,998,881.83	0.00	0.00	229,199,194.64	105,774,000.00	6,243,496,616.54	0.00	153,932,382.22	
General Administration and Support	10000000000000	367,408,000.00	(28,989,843.72)	338,418,156.28	261,634,000.00	0.00	(28,989,843.72)	0.00	232,644,156.28	109,969,195.84	44,033,186.42	0.00	0.00	154,002,382.28	74,022,320.89	52,654,644.83	0.00	0.00	126,676,965.72	105,774,000.00	78,641,774.02	0.00	27,325,416.54	
General Management and Supervision	100000100001000	248,125,000.00	(23,879,125.26)	224,245,874.74	249,125,000.00	0.00	(23,879,125.26)	0.00	225,245,874.74	108,203,127.19	43,049,348.61	0.00	0.00	151,252,475.80	74,022,320.89	52,654,644.83	0.00	0.00	126,676,965.72	0.00	73,993,398.94	0.00	24,575,510.08	
PS		139,290,000.00	(23,879,125.26)	115,410,874.74	139,290,000.00	0.00	(23,879,125.26)	0.00	115,410,874.74	21,667,356.49	29,814,635.78	0.00	0.00	51,481,992.27	21,667,356.49	28,127,130.76	0.00	0.00	49,794,487.25	0.00	63,928,882.47	0.00	1,687,505.02	
MOOE		109,835,000.00	0.00	109,835,000.00	109,835,000.00	0.00	0.00	0.00	109,835,000.00	86,535,770.70	13,234,712.83	0.00	0.00	99,770,483.53	52,354,964.40	24,527,514.07	0.00	0.00	76,882,478.47	0.00	10,064,516.47	0.00	22,888,005.06	
Administration of Personnel Benefits	100000100002000	118,283,000.00	(5,110,718.46)	113,172,281.54	12,509,000.00	0.00	(5,110,718.46)	0.00	7,388,281.54	1,766,068.65	983,837.81	0.00	0.00	2,749,906.46	0.00	0.00	0.00	0.00	0.00	105,774,000.00	4,648,375.08	0.00	2,749,906.46	
PS		118,283,000.00	(5,110,718.46)	113,172,281.54	12,509,000.00	0.00	(5,110,718.46)	0.00	7,388,281.54	1,766,068.65	983,837.81	0.00	0.00	2,749,906.46	0.00	0.00	0.00	0.00	0.00	105,774,000.00	4,648,375.08	0.00	2,749,906.46	
Sub-Total, General Administration and Support		367,408,000.00	(28,989,843.72)	338,418,156.28	261,634,000.00	0.00	(28,989,843.72)	0.00	232,644,156.28	109,969,195.84	44,033,186.42	0.00	0.00	154,002,382.28	74,022,320.89	52,654,644.83	0.00	0.00	126,676,965.72	105,774,000.00	78,641,774.02	0.00	27,325,416.54	
PS		257,573,000.00	(28,989,843.72)	228,583,156.28	151,799,000.00	0.00	(28,989,843.72)	0.00	122,809,156.28	23,433,425.14	30,798,473.59	0.00	0.00	54,231,898.73	21,667,356.49	28,127,130.76	0.00	0.00	49,794,487.25	105,774,000.00	68,577,257.55	0.00	4,437,411.54	
MOOE		109,835,000.00	0.00	109,835,000.00	109,835,000.00	0.00	0.00	0.00	109,835,000.00	86,535,770.70	13,234,712.83	0.00	0.00	99,770,483.53	52,354,964.40	24,527,514.07	0.00	0.00	76,882,478.47	0.00	10,064,516.47	0.00	22,888,005.06	
FinEx (if Applicable)		0.00	0.00	0.00	0.00	0.00	0.00	0.00	0.00	0.00	0.00	0.00	0.00	0.00	0.00	0.00	0.00	0.00	0.00	0.00	0.00	0.00	0.00	
CO		0.00	0.00	0.00	0.00	0.00	0.00	0.00	0.00	0.00	0.00	0.00	0.00	0.00	0.00	0.00	0.00	0.00	0.00	0.00	0.00	0.00	0.00	
Support to Operations	2000000000000000	70,006,000.00	0.00	70,006,000.00	70,006,000.00	0.00	0.00	0.00	70,006,000.00	3,086,201.05	5,733,862.56	0.00	0.00	8,820,063.61	1,831,431.82	1,976,521.92	0.00	0.00	3,807,953.74	0.00	61,185,936.39	0.00	5,012,109.87	
Provision of Management and Information Technology Services	200000100001000	70,006,000.00	0.00	70,006,000.00	70,006,000.00	0.00	0.00	0.00	70,006,000.00	3,086,201.05	5,733,862.56	0.00	0.00	8,820,063.61	1,831,431.82	1,976,521.92	0.00	0.00	3,807,953.74	0.00	61,185,936.39	0.00	5,012,109.87	
PS		7,435,000.00	0.00	7,435,000.00	7,435,000.00	0.00	0.00	0.00	7,435,000.00	1,772,016.75	1,539,872.81	0.00	0.00	3,311,889.56	1,772,016.75	1,379,567.66	0.00	0.00	3,151,584.41	0.00	4,123,110.44	0.00	160,305.15	
MOOE		28,720,000.00	0.00	28,720,000.00	28,720,000.00	0.00	0.00	0.00	28,720,000.00	1,108,026.30	2,439,694.75	0.00	0.00	3,547,721.05	59,415.07	596,954.26	0.00	0.00	656,369.33	0.00	25,172,278.95	0.00	2,891,351.72	
CO		33,851,000.00	0.00	33,851,000.00	33,851,000.00	0.00	0.00	0.00	33,851,000.00	206,158.00	1,754,295.06	0.00	0.00	1,960,453.00	0.00	0.00	0.00	0.00	0.00	0.00	31,890,547.00	0.00	1,960,453.00	
Sub-Total, Support to Operations		70,006,000.00	0.00	70,006,000.00	70,006,000.00	0.00	0.00	0.00	70,006,000.00	3,086,201.05	5,733,862.56	0.00	0.00	8,820,063.61	1,831,431.82	1,976,521.92	0.00	0.00	3,807,953.74	0.00	61,185,936.39	0.00	5,012,109.87	
PS		7,435,000.00	0.00	7,435,000.00	7,435,000.00	0.00	0.00	0.00	7,435,000.00	1,772,016.75	1,539,872.81	0.00	0.00	3,311,889.56	1,772,016.75	1,379,567.66	0.00	0.00	3,151,584.41	0.00	4,123,110.44	0.00	160,305.15	
MOOE		28,720,000.00	0.00	28,720,000.00	28,720,000.00	0.00	0.00	0.00	28,720,000.00	1,108,026.30	2,439,694.75	0.00	0.00	3,547,721.05	59,415.07	596,954.26	0.00	0.00	656,369.33	0.00	25,172,278.95	0.00	2,891,351.72	
FinEx (if Applicable)		0.00	0.00	0.00	0.00	0.00	0.00	0.00	0.00	0.00	0.00	0.00	0.00	0.00	0.00	0.00	0.00	0.00	0.00	0.00	0.00	0.00	0.00	
CO		33,851,000.00	0.00	33,851,000.00	33,851,000.00	0.00	0.00	0.00	33,851,000.00	206,158.00	1,754,295.06	0.00	0.00	1,960,453.00	0.00	0.00	0.00	0.00	0.00	0.00	31,890,547.00	0.00	1,960,453.00	
Operations	3000000000000000	10,082,538,000.00	(3,758,559,962.88)	6,323,978,037.12	10,082,538,000.00	0.00	(3,758,559,962.88)	0.00	6,323,978,037.12	55,331,854.05	164,977,276.94	0.00	0.00	220,309,130.99	36,346,560.10	62,367,715.08	0.00	0.00	98,714,275.18	0.00	6,103,668,906.13	0.00	121,594,855.81	
CO - Employability increased and/or enhanced		10,082,538,000.00	(3,758,559,962.88)	6,323,978,037.12	10,082,538,000.00	0.00	(3,758,559,962.88)	0.00	6,323,978,037.12	55,331,854.05	164,977,276.94	0.00	0.00	220,309,130.99	36,346,560.10	62,367,715.08	0.00	0.00	98,714,275.18	0.00	6,103,668,906.13	0.00	121,594,855.81	
TECHNICAL EDUCATION AND SKILLS DEVELOPMENT POLICY PROGRAM		52,298,000.00	(2,769,384.90)	49,528,615.10	52,298,000.00	0.00	(2,769,384.90)	0.00	49,528,615.10	8,970,752.09	10,667,604.80	0.00	0.00	19,638,356.89	6,978,926.86	9,128,021.38	0.00	0.00	16,106,948.24	0.00	29,890,258.21	0.00	3,531,408.65	
Formulation of Technical Education and Skills Development Policies, Plans and Programs	310100100001000	52,298,000.00	(2,769,384.90)	49,528,615.10	52,298,000.00	0.00	(2,769,384.90)	0.00	49,528,615.10	8,970,752.09	10,667,604.80	0.00	0.00	19,638,356.89	6,978,926.86	9,128,021.38	0.00	0.00	16,106,948.24	0.00	29,890,258.21	0.00	3,531,408.65	

This report was generated using the Unified Reporting System on 29/07/2021 11:57 version FAR 1.2.5 ; Status : PENDING

Department : Department of Trade and Industry (DTI)
 Agency/Entity : Technical Education and Skills Development Authority
 Operating Unit : Central Office
 Organization Code (UACS) : 22 009 0100000
 Fund Cluster : 01 Regular Agency Fund
 (e.g. UACS Fund Cluster: 01-Regular Agency Fund, 02-Foreign Assisted Projects Fund, 03-Special Account-Locally Funded/Domestic Grants Fund, and 04-Special Account-Foreign Assisted/Foreign Grants Fund)

X Current Year Appropriations
 Supplemental Appropriations
 Continuing Appropriations

Particulars	UACS CODE	Appropriations			Allotments						Current Year Obligations					Current Year Disbursements					Balances			
		Authorized Appropriations	Adjustments (Transfers or Modifications/Augmentations)	Adjusted Appropriations	Allotments Received	Adjustments (Reductions, Modifications/Augmentations)	Transfer To	Transfer From	Adjusted Total Allotments	1st Quarter Ending March 31	2nd Quarter Ending June 30	3rd Quarter Ending Sept. 30	4th Quarter Ending Dec. 31	TOTAL	1st Quarter Ending March 31	2nd Quarter Ending June 30	3rd Quarter Ending Sept. 30	4th Quarter Ending Dec. 31	TOTAL	Unreleased Appro	Unobligated Allotments	Unpaid Obligations(15-20)=(23+24)		
																						Due and Demandable	Not Yet Due and Demandable	
1	2	3	4	5=(3+4)	6	7	8	9	10=[(6+(-7))-8+9]	11	12	13	14	15=(11+12+13+14)	16	17	18	19	20=(16+17+18+19)	21	22	23	24	
PS		24,579,000.00	0.00	24,579,000.00	24,579,000.00	0.00	0.00	0.00	24,579,000.00	6,174,987.18	7,902,084.59	0.00	0.00	13,177,071.77	6,174,987.18	6,848,140.40	0.00	0.00	13,023,127.58	0.00	11,401,928.23	0.00	153,944.19	
MOOE		27,719,000.00	(2,769,384.90)	24,949,615.10	27,719,000.00	0.00	(2,769,384.90)	0.00	24,949,615.10	2,795,764.91	3,665,520.21	0.00	0.00	6,461,285.12	803,939.68	2,279,880.98	0.00	0.00	3,083,820.66	0.00	18,488,329.98	0.00	3,377,464.46	
TECHNICAL EDUCATION AND SKILLS DEVELOPMENT REGULATORY PROGRAM		82,026,000.00	(34,700.00)	81,991,300.00	82,026,000.00	0.00	(34,700.00)	0.00	81,991,300.00	13,577,733.27	15,089,832.29	0.00	0.00	28,667,565.56	10,681,152.40	13,288,310.38	0.00	0.00	23,969,462.78	0.00	53,233,734.44	0.00	4,698,102.78	
Development																								


Particulars	UACS CODE	Appropriations			Allotments				Current Year Obligations					Current Year Disbursements					Balances																				
		Authorized Appropriations	Adjustments(Transfers To/From, Modifications/Augmentations)	Adjusted Appropriations	Allotments Received	Adjustments(Reductions, Modifications/Augmentations)	Transfer To	Transfer From	Adjusted Total Allotments	1st Quarter Ending March 31	2nd Quarter Ending June 30	3rd Quarter Ending Sept. 30	4th Quarter Ending Dec. 31	TOTAL	1st Quarter Ending March 31	2nd Quarter Ending June 30	3rd Quarter Ending Sept. 30	4th Quarter Ending Dec. 31	TOTAL	Unreleased Appro	Unobligated Allotments	Unpaid Obligations(15-20)=(23+24)																	
																																						Due and Demandable	Not Yet Due and Demandable


Department : Department of Trade and Industry (DTI)
 Agency/Entity : Technical Education and Skills Development Authority
 Operating Unit : Central Office
 Organization Code (UACS) : 22 009 0100000
 Fund Cluster : 01 Regular Agency Fund


<input checked="" type="checkbox"/>	Current Year Appropriations
<input type="checkbox"/>	Supplemental Appropriations
<input type="checkbox"/>	Continuing Appropriations


(e.g. UACS Fund Cluster: 01-Regular Agency Fund, 02-Foreign Assisted Projects Fund, 03-Special Account-Locally Funded/Domestic Grants Fund, and 04-Special Account-Foreign Assisted/Foreign Grants Fund)

Particulars	UACS CODE	Appropriations			Allotments				Current Year Obligations					Current Year Disbursements					Balances				
		Authorized Appropriations	Adjustments(Transfers To/From, Modifications/Augmentations)	Adjusted Appropriations	Allotments Received	Adjustments(Reductions, Modifications/Augmentations)	Transfer To	Transfer From	Adjusted Total Allotments	1st Quarter Ending March 31	2nd Quarter Ending June 30	3rd Quarter Ending Sept. 30	4th Quarter Ending Dec. 31	TOTAL	1st Quarter Ending March 31	2nd Quarter Ending June 30	3rd Quarter Ending Sept. 30	4th Quarter Ending Dec. 31	TOTAL	Unreleased Appro	Unobligated Allotments	Unpaid Obligations(15-20)=(23+24)	
1	2	3	4	5=(3+4)	6	7	8	9	10=[(6+(-)7)-8+9]	11	12	13	14	15=[(11+12+13+14)]	16	17	18	19	20=(16+17+18+19)	21	22	23	24
Recapitulation by OO:		783,851,000.00	0.00	783,851,000.00	783,851,000.00	0.00	0.00	0.00	783,851,000.00	206,158.00	3,325,390.00	0.00	0.00	3,531,548.00	0.00	0.00	0.00	0.00	0.00	0.00	780,319,452.00	0.00	3,531,548.00
Agency Specific Budget		10,082,538,000.00	(3,758,559,962.88)	6,323,978,037.12	10,082,538,000.00	0.00	(3,758,559,962.88)	0.00	6,323,978,037.12	55,331,854.05	164,977,276.94	0.00	0.00	220,309,130.99	36,346,560.10	62,367,715.08	0.00	0.00	98,714,275.18	0.00	6,103,668,906.13	0.00	121,594,855.81
TECHNICAL EDUCATION AND SKILLS DEVELOPMENT POLICY PROGRAM		52,298,000.00	(2,769,384.90)	49,528,615.10	52,298,000.00	0.00	(2,769,384.90)	0.00	49,528,615.10	8,970,752.09	10,667,604.80	0.00	0.00	19,638,356.89	6,978,926.86	9,128,021.38	0.00	0.00	16,106,948.24	0.00	29,890,258.21	0.00	3,531,408.65
TECHNICAL EDUCATION AND SKILLS DEVELOPMENT REGULATORY PROGRAM		82,026,000.00	(34,700.00)	81,991,300.00	82,026,000.00	0.00	(34,700.00)	0.00	81,991,300.00	13,577,733.27	15,089,832.29	0.00	0.00	28,667,565.56	10,681,152.40	13,288,310.38	0.00	0.00	23,969,462.78	0.00	53,323,734.44	0.00	4,698,102.78
TECHNICAL EDUCATION AND SKILLS DEVELOPMENT PROGRAM		9,948,214,000.00	(3,755,755,877.98)	6,192,458,122.02	9,948,214,000.00	0.00	(3,755,755,877.98)	0.00	6,192,458,122.02	32,783,368.69	139,219,839.85	0.00	0.00	172,003,208.54	18,686,480.84	39,951,383.32	0.00	0.00	58,637,864.16	0.00	6,020,454,913.48	0.00	113,365,344.38

Certified Correct:

 SHARON S. JESTICOY
 CHIEF, BUDGET DIVISION
 Date: _____

Certified Correct:

 GARRIEL M. SAUGON
 OIC, ACCOUNTING DIVISION
 Date: _____

Recommending Approval:

 MA. MAGDALENA P. BUTAD
 DIRECTOR IV-FMS
 Date: _____

Approved By:

 SEC. ISIDRO S. LAPENA, PH.D., CSEE
 DIRECTOR GENERAL
 Date: _____

FAR1 CA

OFFICE OF THE AUDITOR

TESDA

RECEIVED BY: *May*
 DATE: *8/9/21*
 TIME: *1:10 PM*

FAR No. 1

STATEMENT OF APPROPRIATIONS, ALLOTMENTS, OBLIGATIONS, DISBURSEMENTS AND BALANCES
 As at the Quarter Ending June 30, 2021

Department: Department of Trade and Industry (DTI)
 Agency: Technical Education and Skills Development Authority
 Operating Unit: Central Office
 Organization Code (UACS) : 22 009 0100000
 Fund Cluster: 01 Regular Agency Fund

<input type="checkbox"/>	Current Year Appropriations
<input type="checkbox"/>	Supplemental Appropriations
<input checked="" type="checkbox"/>	Continuing Appropriations

(e.g. UACS Fund Cluster: 01-Regular Agency Fund, 02-Foreign Assisted Projects Fund, 03-Special Account-Locally Funded/Domestic Grants Fund, and 04-Special Account-Foreign Assisted/Foreign Grants Fund)

Particulars	UACS CODE	Appropriations			Allotments			Current Year Obligations					Current Year Disbursements				Balances							
		Authorized Appropriations	Adjustments (Transfer To/From, Realignment)	Adjusted Appropriations	Allotments Received	Adjustments (Withdrawal, Realignment)	Transfer To	Transfer From	Adjusted Total Allotments	1st Quarter Ending March 31	2nd Quarter Ending June 30	3rd Quarter Ending Sept 30	4th Quarter Ending Dec. 31	TOTAL	1st Quarter Ending March 31	2nd Quarter Ending June 30	3rd Quarter Ending Sept. 30	4th Quarter Ending Dec. 31	TOTAL	Unreleased Appro	Unobligated Allotments	Unpaid Obligations		
		3	4	5=(3+4)	6	7	8	9	10=[(6+(-)7)-8+9]	11	12	13	14	15=(11+12+13+14)	16	17	18	19	20=(16+17+18+19)	21=(5-10)	22=(10-15)	23	24	
I. Continuing Appropriations		1,674,313,419.70	0.00	1,674,313,419.70	1,674,313,419.70	2,565,409.00	(1,296,109,317.93)	0.00	380,769,510.77	17,530,656.51	360,896,751.28	0.00	0.00	378,427,407.79	1,884,366.79	781,360.61	0.00	0.00	2,665,727.40	1,293,543,908.93	2,342,102.98	0.00	375,761,680.39	
I. Agency Specific Budget		1,463,850,919.55	0.00	1,463,850,919.55	1,463,850,919.55	2,565,409.00	(1,103,806,646.93)	0.00	362,609,681.62	13,538,429.51	357,902,872.48	0.00	0.00	371,441,301.99	1,884,366.79	781,360.61	0.00	0.00	2,665,727.40	1,101,241,237.93	(8,831,620.37)	0.00	368,775,574.59	
General Administration and Support	10000000000000	32,578,565.61	0.00	32,578,565.61	32,578,565.61	2,565,409.00	(4,483,873.90)	0.00	30,660,100.71	2,108,617.27	28,441,520.13	0.00	0.00	30,550,137.40	532,388.07	39,670.00	0.00	0.00	572,058.07	1,918,464.90	109,963.31	0.00	29,978,079.33	
General Management and Supervision	100000100001000	32,485,660.50	0.00	32,485,660.50	32,485,660.50	0.00	(1,918,465.54)	0.00	30,567,194.96	2,042,678.81	28,441,520.13	0.00	0.00	30,484,198.94	532,388.07	39,670.00	0.00	0.00	572,058.07	1,918,465.54	82,996.02	0.00	29,912,140.87	
PS		4,336,485.90	0.00	4,336,485.90	4,336,485.90	0.00	(1,918,465.54)	0.00	2,418,020.36	1,926,202.17	491,818.19	0.00	0.00	2,418,020.36	532,388.07	0.00	0.00	0.00	532,388.07	1,918,465.54	0.00	0.00	1,885,632.29	
MOOE		7,016,000.00	0.00	7,016,000.00	7,016,000.00	0.00	0.00	0.00	7,016,000.00	116,476.64	6,893,100.00	0.00	0.00	7,009,576.64	0.00	39,670.00	0.00	0.00	39,670.00	0.00	6,423.36	0.00	6,969,906.64	
CO		21,133,174.60	0.00	21,133,174.60	21,133,174.60	0.00	0.00	0.00	21,133,174.60	0.00	21,056,601.94	0.00	0.00	21,056,601.94	0.00	0.00	0.00	0.00	0.00	0.00	0.00	6,423.36	0.00	21,056,601.94
Administration of Personnel Benefits	100000100002000	92,905.11	0.00	92,905.11	92,905.11	2,565,409.00	(2,565,408.36)	0.00	92,905.75	65,938.46	0.00	0.00	0.00	65,938.46	0.00	0.00	0.00	0.00	0.00	(0.64)	26,967.29	0.00	65,938.46	
PS		92,905.11	0.00	92,905.11	92,905.11	2,565,409.00	(2,565,408.36)	0.00	92,905.75	65,938.46	0.00	0.00	0.00	65,938.46	0.00	0.00	0.00	0.00	0.00	(0.64)	26,967.29	0.00	65,938.46	
Sub-Total, General Administration and Support		32,578,565.61	0.00	32,578,565.61	32,578,565.61	2,565,409.00	(4,483,873.90)	0.00	30,660,100.71	2,108,617.27	28,441,520.13	0.00	0.00	30,550,137.40	532,388.07	39,670.00	0.00	0.00	572,058.07	1,918,464.90	109,963.31	0.00	29,978,079.33	
PS		4,429,391.01	0.00	4,429,391.01	4,429,391.01	2,565,409.00	(4,483,873.90)	0.00	2,510,926.11	1,992,140.63	491,818.19	0.00	0.00	2,483,958.82	532,388.07	0.00	0.00	0.00	532,388.07	1,918,464.90	26,967.29	0.00	1,951,570.75	
MOOE		7,016,000.00	0.00	7,016,000.00	7,016,000.00	0.00	0.00	0.00	7,016,000.00	116,476.64	6,893,100.00	0.00	0.00	7,009,576.64	0.00	39,670.00	0.00	0.00	39,670.00	0.00	6,423.36	0.00	6,969,906.64	
FinEx (if Applicable)		0.00	0.00	0.00	0.00	0.00	0.00	0.00	0.00	0.00	0.00	0.00	0.00	0.00	0.00	0.00	0.00	0.00	0.00	0.00	0.00	0.00	0.00	
CO		21,133,174.60	0.00	21,133,174.60	21,133,174.60	0.00	0.00	0.00	21,133,174.60	0.00	21,056,601.94	0.00	0.00	21,056,601.94	0.00	0.00	0.00	0.00	0.00	0.00	0.00	6,423.36	0.00	21,056,601.94
Support to Operations	2000000000000000	51,694,744.00	0.00	51,694,744.00	51,694,744.00	0.00	0.00	0.00	51,694,744.00	210,000.00	51,465,988.00	0.00	0.00	51,675,988.00	0.00	0.00	0.00	0.00	0.00	0.00	18,756.00	0.00	51,675,988.00	
Provision of Management and Information Technology Services	200000100001000	51,694,744.00	0.00	51,694,744.00	51,694,744.00	0.00	0.00	0.00	51,694,744.00	210,000.00	51,465,988.00	0.00	0.00	51,675,988.00	0.00	0.00	0.00	0.00	0.00	0.00	18,756.00	0.00	51,675,988.00	
MOOE		4,722,159.00	0.00	4,722,159.00	4,722,159.00	0.00	0.00	0.00	4,722,159.00	0.00	4,710,000.00	0.00	0.00	4,710,000.00	0.00	0.00	0.00	0.00	0.00	0.00	12,159.00	0.00	4,710,000.00	
CO		46,972,585.00	0.00	46,972,585.00	46,972,585.00	0.00	0.00	0.00	46,972,585.00	210,000.00	46,755,988.00	0.00	0.00	46,965,988.00	0.00	0.00	0.00	0.00	0.00	0.00	6,597.00	0.00	46,965,988.00	
Sub-Total, Support to Operations		51,694,744.00	0.00	51,694,744.00	51,694,744.00	0.00	0.00	0.00	51,694,744.00	210,000.00	51,465,988.00	0.00	0.00	51,675,988.00	0.00	0.00	0.00	0.00	0.00	0.00	18,756.00	0.00	51,675,988.00	
PS		0.00	0.00	0.00	0.00	0.00	0.00	0.00	0.00	0.00	0.00	0.00	0.00	0.00	0.00	0.00	0.00	0.00	0.00	0.00	0.00	0.00	0.00	
MOOE		4,722,159.00	0.00	4,722,159.00	4,722,159.00	0.00	0.00	0.00	4,722,159.00	0.00	4,710,000.00	0.00	0.00	4,710,000.00	0.00	0.00	0.00	0.00	0.00	0.00	12,159.00	0.00	4,710,000.00	
FinEx (if Applicable)		0.00	0.00	0.00	0.00	0.00	0.00	0.00	0.00	0.00	0.00	0.00	0.00	0.00	0.00	0.00	0.00	0.00	0.00	0.00	0.00	0.00	0.00	
CO		46,972,585.00	0.00	46,972,585.00	46,972,585.00	0.00	0.00	0.00	46,972,585.00	210,000.00	46,755,988.00	0.00	0.00	46,965,988.00	0.00	0.00	0.00	0.00	0.00	0.00	6,597.00	0.00	46,965,988.00	
Operations	3000000000000000	1,379,577,609.94	0.00	1,379,577,609.94	1,379,577,609.94	0.00	(1,099,322,773.03)	0.00	280,254,836.91	11,219,812.24	277,995,364.35	0.00	0.00	289,215,176.59	1,351,978.72	741,690.61	0.00	0.00	2,093,669.33	1,099,322,773.03	(8,960,339.68)	0.00	287,121,507.26	
OO : Employability increased and/or enhanced		1,379,577,609.94	0.00	1,379,577,609.94	1,379,577,609.94	0.00	(1,099,322,773.03)	0.00	280,254,836.91	11,219,812.24	277,995,364.35	0.00	0.00	289,215,176.59	1,351,978.72	741,690.61	0.00	0.00	2,093,669.33	1,099,322,773.03	(8,960,339.68)	0.00	287,121,507.26	
TECHNICAL EDUCATION AND SKILLS DEVELOPMENT POLICY PROGRAM		2,967,142.89	0.00	2,967,142.89	2,967,142.89	0.00	0.00	0.00	2,967,142.89	138,875.00	2,828,267.89	0.00	0.00	2,967,142.89	138,875.00	0.00	0.00	0.00	0.00	0.00	0.00	0.00	0.00	2,828,267.89

This report was generated using the Unified Reporting System on 05/08/2021 05:08 version FAR1.1.1 ; Status : PENDING

Department: Department of Trade and Industry (DTI)
 Agency: Technical Education and Skills Development Authority
 Operating Unit: Central Office
 Organization Code (UACS) : 22 009 0100000
 Fund Cluster: 01 Regular Agency Fund

<input type="checkbox"/>	Current Year Appropriations
<input type="checkbox"/>	Supplemental Appropriations
<input checked="" type="checkbox"/>	Continuing Appropriations

(e.g. UACS Fund Cluster: 01-Regular Agency Fund, 02-Foreign Assisted Projects Fund, 03-Special Account-Locally Funded/Domestic Grants Fund, and 04-Special Account-Foreign Assisted/Foreign Grants Fund)

Particulars	UACS CODE	Appropriations			Allotments			Current Year Obligations					Current Year Disbursements				Balances							
		Authorized Appropriations	Adjustments (Transfer To/From, Realignment)	Adjusted Appropriations	Allotments Received	Adjustments (Withdrawal, Realignment)	Transfer To	Transfer From	Adjusted Total Allotments	1st Quarter Ending March 31	2nd Quarter Ending June 30	3rd Quarter Ending Sept. 30	4th Quarter Ending Dec. 31	TOTAL	1st Quarter Ending March 31	2nd Quarter Ending June 30	3rd Quarter Ending Sept. 30	4th Quarter Ending Dec. 31	TOTAL	Unreleased Appro	Unobligated Allotments	Unpaid Obligations		
		3	4	5=(3+4)	6	7	8	9	10=[(6+(-)7)-8+9]	11	12	13	14	15=(11+12+13+14)	16	17	18	19	20=(16+17+18+19)	21=(5-10)	22=(10-15)	23	24	
Formulation of Technical Education and Skills Development Policies, Plans and Programs	310100100001000	2,967,142.89	0.00	2,967,142.89	2,967,142.89	0.00	0.00	0.00	2,967,142.89	138,875.00	2,828,267.89	0.00	0.00	2,967,142.89	138,875.00	0.00	0.00	0.00	0.00	0.00	0.00	0.00	0.00	2,828,267.89
MOOE		2,967,142.89	0.00	2,967,142.89	2,967,142.89	0.00	0.00	0.00	2,967,142.89	138,875.00	2,828,267.89	0.00	0.00	2,967,142.89	138,875.00	0.00	0.00	0.00	0.00	0.00	0.00	0.00	0.00	2,828,267.89
TECHNICAL EDUCATION AND SKILLS DEVELOPMENT PROGRAM		1,376,610,467.05	0.00	1,376,610,467.05	1,376,610,467.05	0.00	(1,099,322,773.03)	0.00	277,287,694.02	11,080,937.24	275,167,096.46	0.00	0.00	286,248,033.70	1,213,103.72	741,690.61	0.00	0.00	1,954,794.33	1,099,322,773.03	(8,960,339.68)	0.00	284,293,239.37	
Promotion, Development and Implementation of Quality Technical Education and Skills Development Programs	310300100001000	702,452,698.53	0.00	702,452,698.53	702,452,698.53	0.00	(436,672,131.38)	0.00	265,780,567.15	2,539,188.44	273,050,396.46	0.00	0.00	275,589,584.90	1,213,103.72	741,690.61	0.00	0.00	1,954,794.33	436,672,131.38	(9,809,017.75)	0.00	273,634,790.57	